

Aquatics

# Purchasing aquatic swim passes.

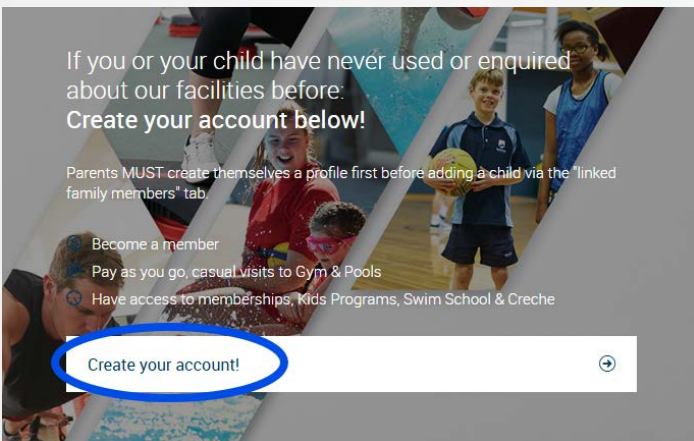
To login or join please visit the Member login from the relevant venue website, [Arena Joondalup](#) or [Perth HPC](#)



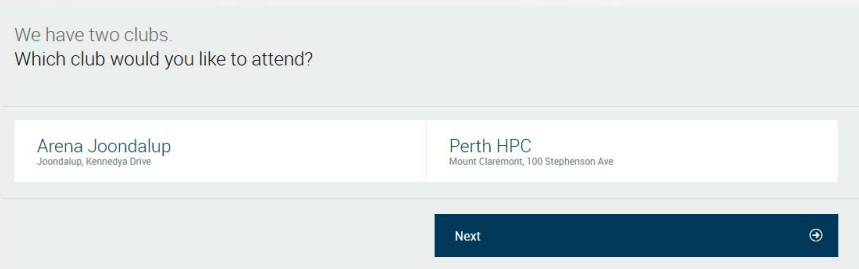
## New Customers

(You or your children have never been booked in a program or class)

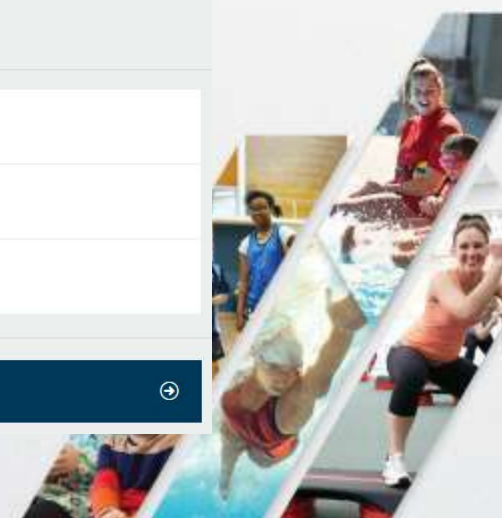
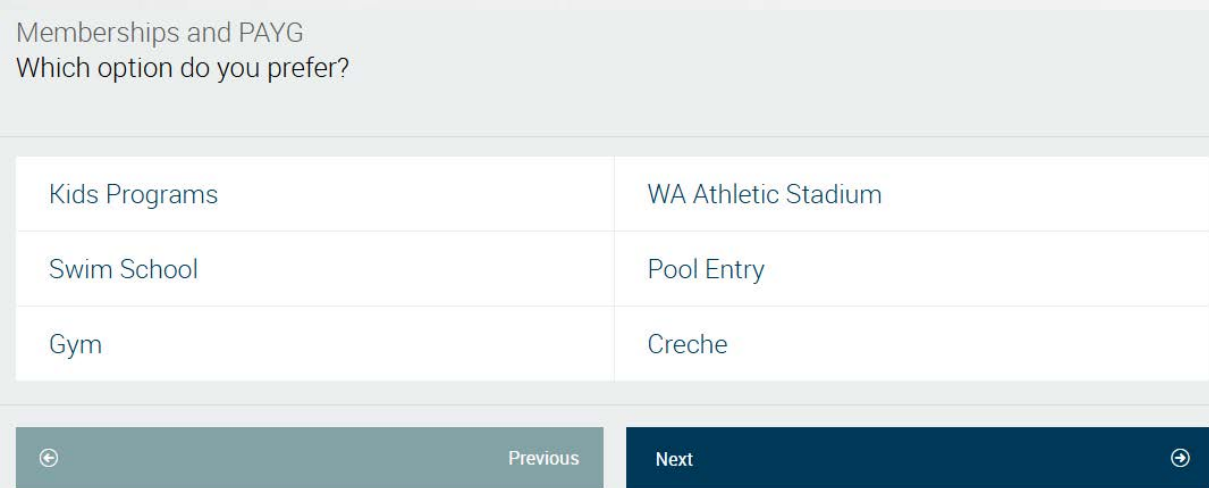
1. Click the Create your account! button (circled in Blue)



2. Select your chosen Venue and then the next button



3. Choose Shop Products and then Buy Now



4. Click the “Pool Entry” option and then the next button.

Memberships and PAYG  
Which option do you prefer?

Kids Programs	WA Athletic Stadium
Swim School	<b>Pool Entry</b>
Gym	Creche

Previous Next

5. Click the “Casual Visit Passes” option and then the next button.

Perth HPC offers two sign up options - memberships and class packs.  
Which one do you prefer?

Memberships **Casual Visit Passes**

<p>CREATE ACCOUNT TO BOOK <b>\$0.00</b></p> <p>Create an account to access our services</p> <p>valid for a day from now</p>	<p>Pool Entry Adult 10 Pass Multipack <b>\$65.60</b></p> <p>10 Visits to the pool for adults</p> <p>valid for 365 days from now</p>	<p>Pool Entry Adult 20 Pass Multipack <b>\$131.20</b></p> <p>20 Adult Visits to the pool</p> <p>valid for 365 days from now</p>
<p>Casual Adult Pool Entry <b>\$7.25</b></p> <p>Single Access Pool Visit</p> <p>valid for 365 days from now</p>		

6. Enter all your registration details and then click the create account button.

7. Add in your chosen payment source by clicking **Account** button on the top menu, then **Payment Settings** and **Add new payment method**

8. Complete your purchase

### Existing or previous members

(You or your children participated in any program or class in the last 5 years.)

1. You already have an account created within our system. You simply need to login.
2. Your login is your registered email address.
3. Your password is what you have registered previously (if you have never logged in before you need to activate a password by using the forgotten password link – check both your inbox and junk folder for the activation email). If you have any difficulties, get in touch with us.

If you or your child have ever used our facilities before, you will automatically have an account. Please do not create a duplicate account.  
**Please sign in!**


Sign in with your email. If you don't know your log in, use the "forgot password" function to re-activate!

Login Password

Remember me [Forgot password?](#)

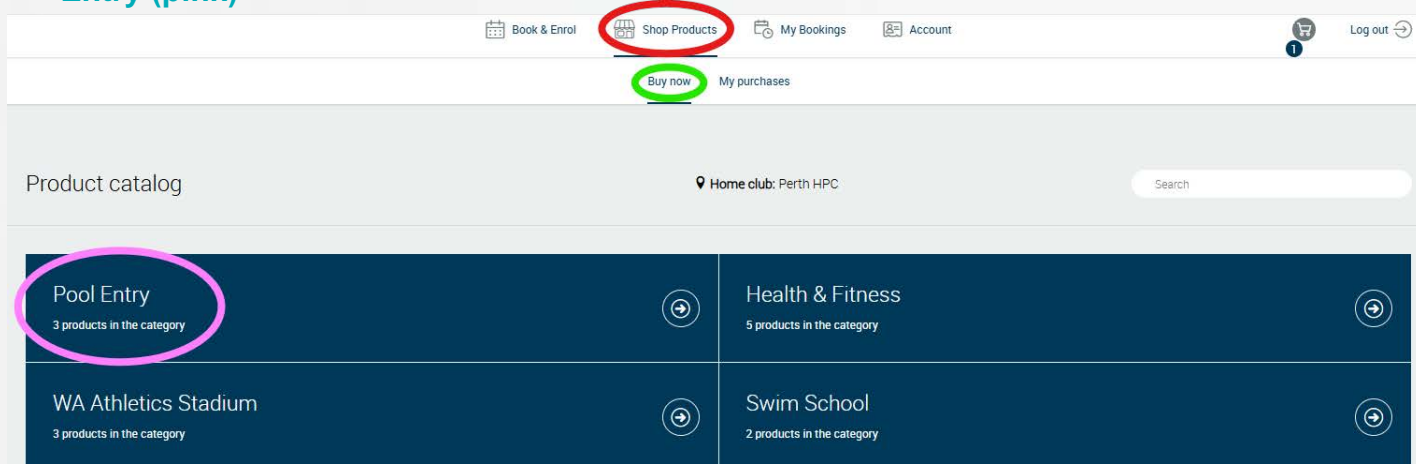
Login

4. Once logged in you will be able to change your contact and payment details, process payments, suspend lessons.

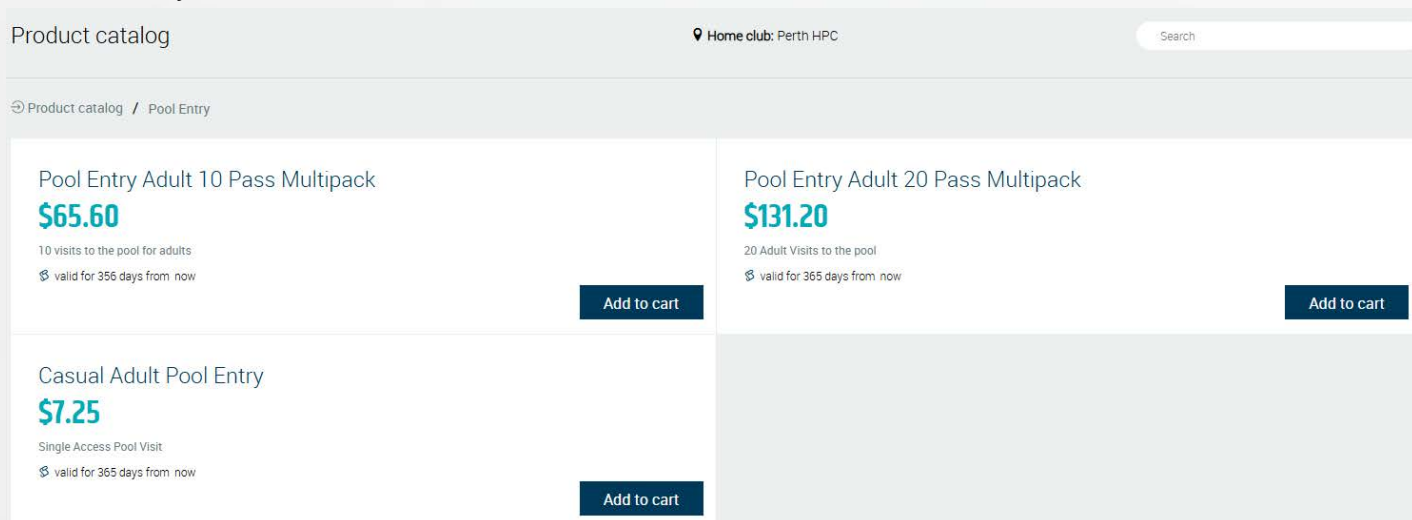


### Purchase aquatic swim passes

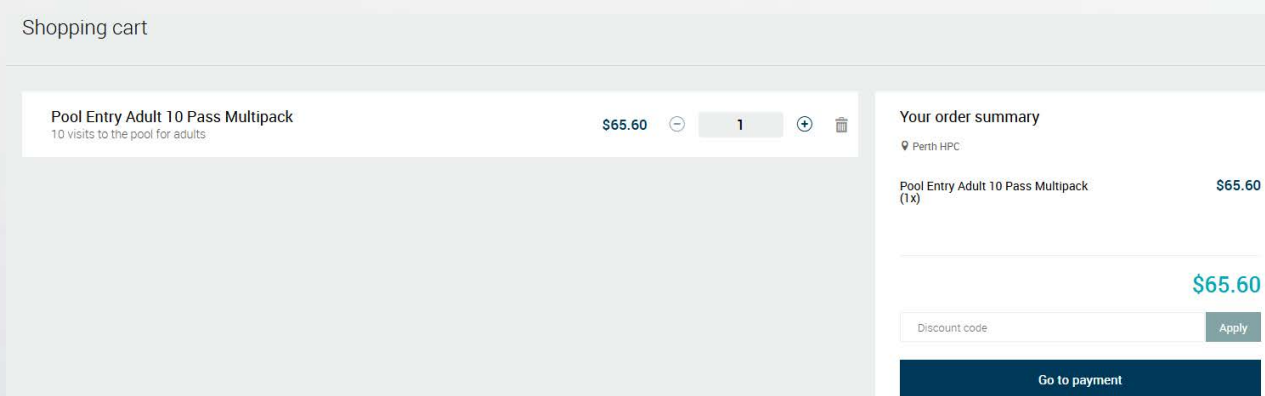
1. Log into the customer portal and check all details are correct for your account and linked family members
2. **Select** the top menu option **Shop Products (red)** and **Buy Now (green)** then select **Pool Entry (pink)**



3. Choose your selected Pass and Add to cart.



4. Proceed to payment



5. Your booking is now complete and you can check your booking using the **My Purchases** option in your customer portal.

